

sankosha®
PRESS AND PROGRESS

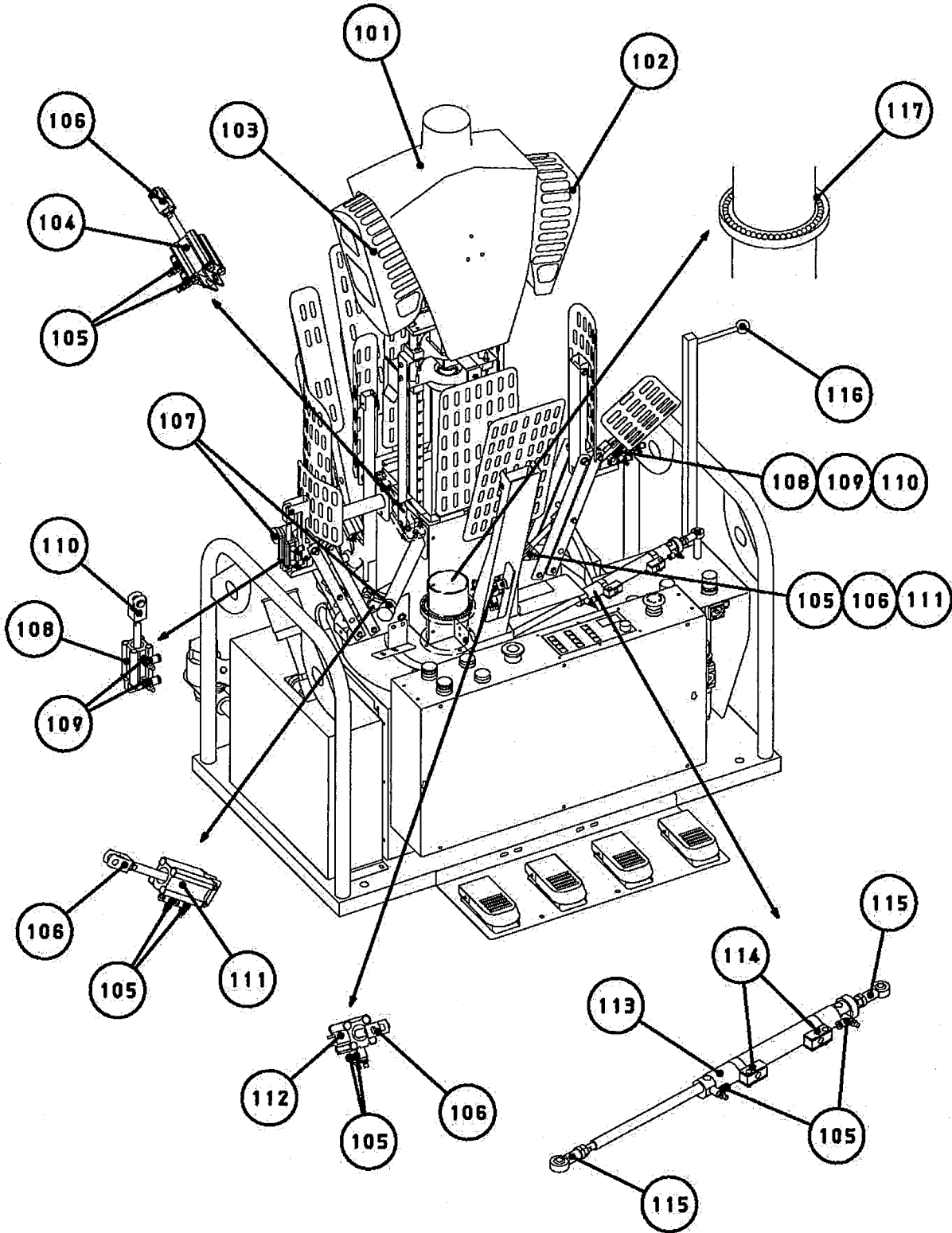
Form Finisher

Spare Parts List

DF-100E-V2 (REV : 2)

DF-100E-V2 (Front Diagram①) REV:2

3DDF100E-V2-051-1



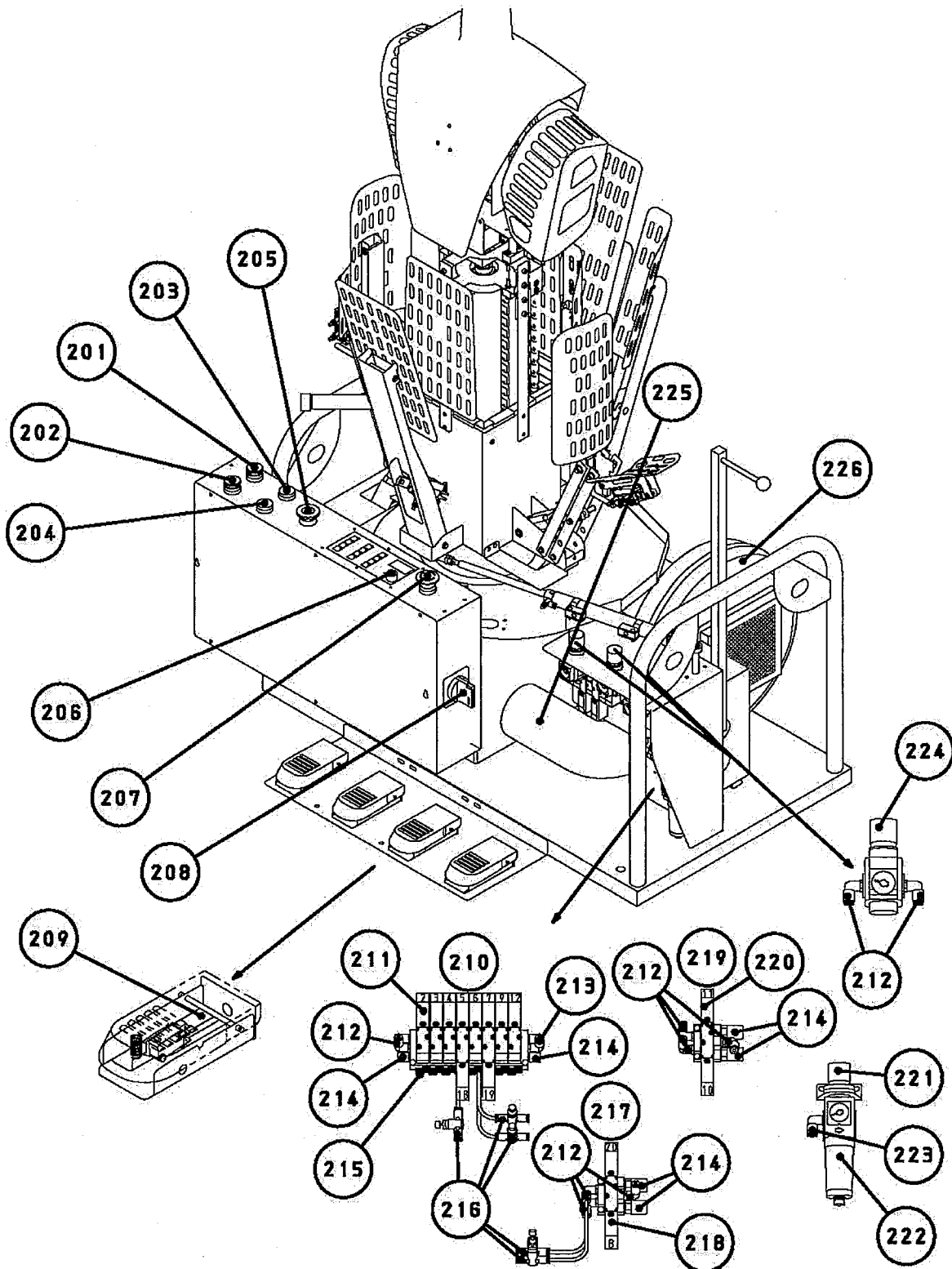
Front Diagram ①

REV:2

No.	Part Name	Part number	Q'ty	Remark
101	DF050BODY	Q0D019	1	
102	WF150Shoulder(Right)	Q0D007	1	
103	WF150Shoulder(left)	Q0D008	1	
104	Cylinder	B1C011	1	Center vents Clamp
	Cylinder packing set	B6H012	1	
105	Speed Controller	C1A002	10	
106	Knuckle Joint	B6B001	4	
107	Rubber	E5V008	2	
108	Cylinder	B1C001	2	Side Expander
	Cylinder packing set	B6H041	2	
109	Speed Controller	C1A005	4	
110	Knuckle Joint	B6B006	2	
111	Cylinder	B1C006	2	Side Clamp
	Cylinder packing set	B6H012	2	
112	Cylinder	B1C003	1	Front Clamp
	Cylinder packing set	B6H012	1	
113	Cylinder	B0J010	1	BODY Rotation
	Cylinder packing set	B6H002	1	
114	Cylinder sensor	B5A003	2	
	Sensor band	B5B001	2	
115	Rod end	E5A003	2	
116	Grasping ball	E5T002	1	
117	Steel ball	Q0A006	54	

DF-100E-V2 (Front Diagram②) REV:2

3DDF100E-V2-052-1



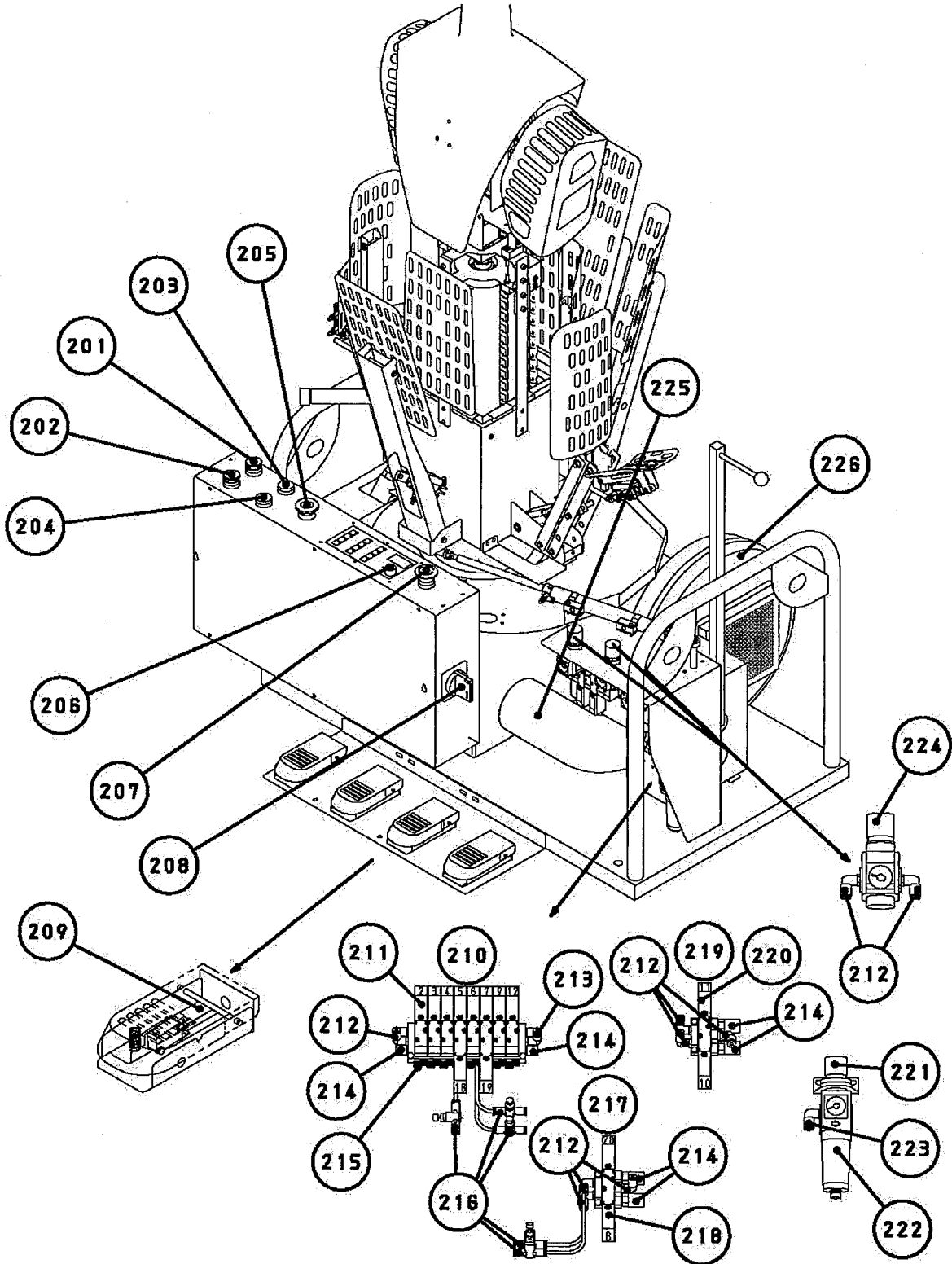
Front Diagram②

REV:2

No.	Part Name	Part number	Q'ty	Remark
201	Push button switch	21I114	1	Blower
202	Push button switch	21I115	1	Return
203	Push button switch	21I117	1	Steam
204	Push button switch	21I113	1	Start
205	Push button switch	21I111	1	Reset
	Push button cap	21I119	1	
206	Volume	21D006	1	
207	Push Button	21I107	1	Emergency
208	Main Switch	20G008	1	Power
209	Foot Pedal Unit	FP-UNT-003	4	
	Micro Switch	21E003	4	
	Spring	H0D019	4	
210	Manifold valve	A0F056	1	
211	Valve	A0E012	1	No.2:Open steam
	Valve	A0E012	1	No.3:Close center vents clamp
	Valve	A0E012	1	No.4:Close front clamp
	Valve	A0E018	1	No.5,18:Open/Retract side expand
	Valve	A0E012	1	No.6:Close side clamp
	Valve	A0E013	1	No.7,19:Move up/down body
	Valve	A0E012	1	No.9:Expand side vents clamp
	Valve	A0E012	1	No.12:Close side vents clamp
	Gasket	A0J016	8	
212	Joint	C0C016	13	
213	Joint	C0C018	1	
214	Silencer	C0A003	8	
215	Joint	A0J007		
216	Speed controller	C1A007	5	
217	Manifold valve	A0F054	1	No.8,20:Open/Close shoulder expander
218	Valve	A0E013	1	
	Gasket	A0J016	1	

DF-100E-V2 (Front Diagram②) REV:2

3DDF100E-V2-052-1



Front Diagram②

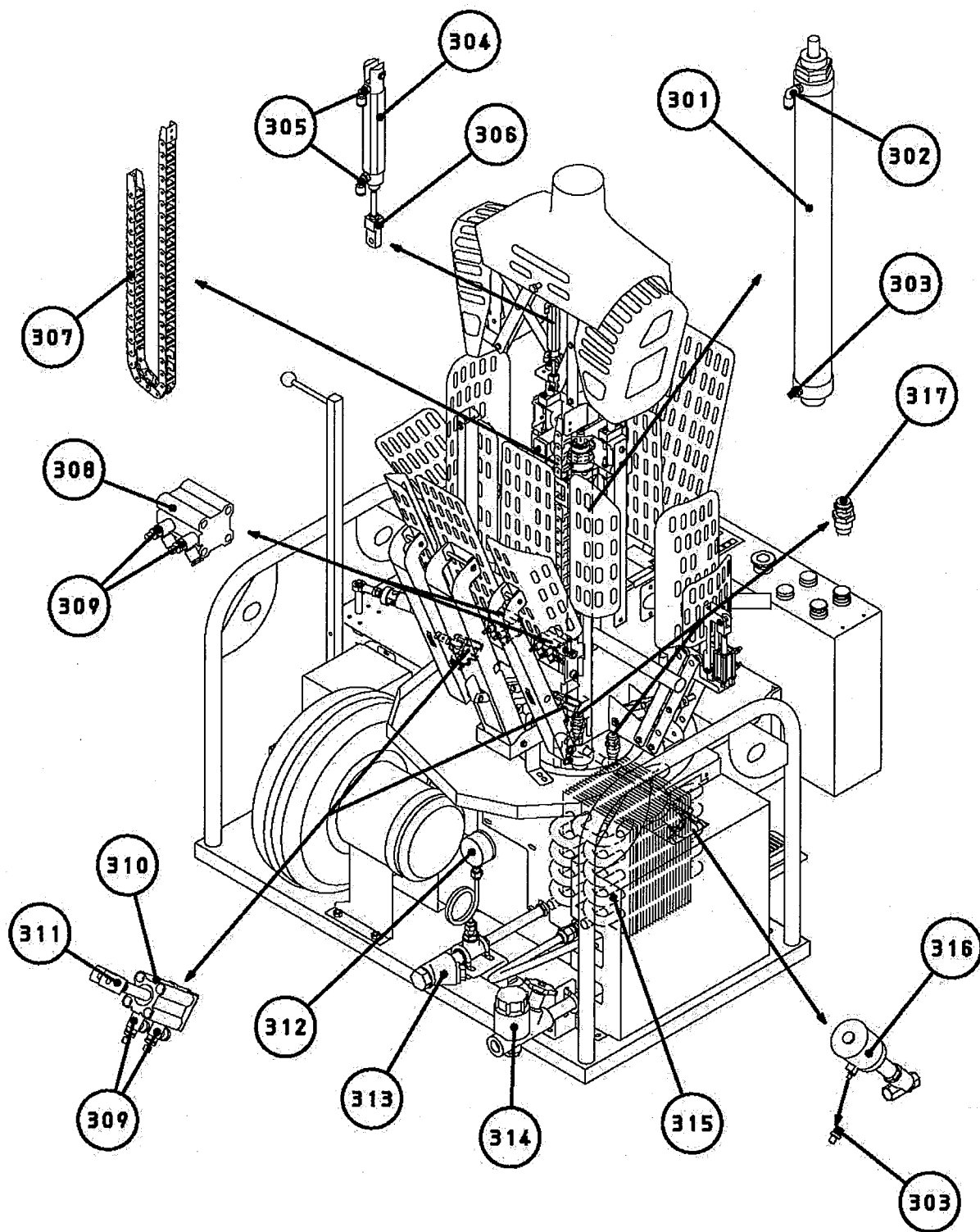
REV:2

No.	Part Name	Part number	Q'ty	Remark
219	Manifold valve	A0F055	1	No.10,11:Start/End body rotation
220	Valve	A0E018	1	
	Gasket	A0J016	1	
221	Regulator	D0C004	1	
222	Filter element	D1F003	1	
	Diaphragm assembly	D1H003	1	
	Case assembly	D1J003	1	
223	Joint	C0C019	1	
224	Regulator	D0E005	3	
225	Duct hose	K1C002	1	Lengthh:340mm
226	Blower Motor	G1C005	1	

DF-100E-V2 (Rear Diagram)

REV:2

3DDF100E-V2-053-1



Rear Diagram

REV:2

No.	Part Name	Part number	Q'ty	Remark
301	Cylinder	B2H002	1	
302	Joint	C0C050	1	
303	Joint	C0E001	1	
304	Cylinder	B1L004	1	
305	Joint	C0B010	2	
306	Knuckle Joint	B6A007	1	
307	Cable bear	K1B039	1	
308	Cylinder	B1A016	2	
309	Speed controller	C1A002	8	
310	Cylinder	B1C013	1	
311	Knuckle Joint	B6B006	2	
312	Pressure gauge	J0A003	1	
313	Y type strainer	J2M002	1	
314	Steam trap	J2N001	1	
315	Radiator ASSY	RD180-000	1	
316	Piston valve	A0G003	1	
317	Steam Nozzle	J0A001	1	